

Secret Sidewalk Software- a very nonexistent, nonprofit corporation.

Available Shareware Files: ICONS & FONTS

All fonts are available for the Mac and most are available for the IBM. See the end of this article for more information on locating the fonts.

Product line:



Heavyweight Font 1.0:

A picture font of silhouettes depicting the golden age of passenger trains (ca. 1920). For example, if you type "qgv" you get a locomotive and two passenger cars coupled together in your document. Fully compatible with my other silhouette fonts.




City of Font 1.0:

This font captures the letterface used by the Union Pacific Railroad on its freight and passenger trains since the late 1930's. It is versatile enough for modelers and documents alike (small caps, accents and punctuation).



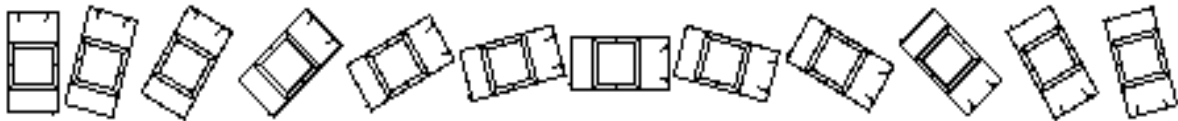
Road Sign Font 1.0:

Now you can easily include your favorite road sign in your documents. "Stop", "Curves ahead", "Slippery when wet", there all here. Great for modelers too!



Crossword Font 1.0:

A must for puzzle fans everywhere, this font allows you to create real crossword puzzles or snippets of fake crossword puzzles for your documents. All of the letters fit together perfectly in your printed document. A simple change of case hides the solution. Includes numbers 1-124.



Car Font 1.0:

I was trying to create an overhead view of a turning car in a document. I spent hours trying to draw a reasonable looking car in my paint program, with no luck. So I turned to my font editor and created a set of 24 cars, each one turned 15° from the last.



Railroad Heralds Font 1.2:

This font depicts the heralds of various railroads. The collection has grown by almost 600% since the last release.



RailPassenger (AKA Passenger) Font 2.2:

A picture font of silhouettes depicting pre-Amtrak passenger trains (ca. 1950). For example, if you type "qgv" you get a locomotive and two passenger cars coupled together in your document. Fully compatible with the Freight, Modern Passenger, Alphabet Train, Demo, etc..



RailFreight (AKA Freight) Font 2.2:

A picture font of silhouettes depicting freight trains (ca. 1960). For example, if you type "qsZ" you get a locomotive boxcar & caboose coupled together in your document. Fully compatible with the Passenger, Modern Passenger, Alphabet Train, Demo, etc..



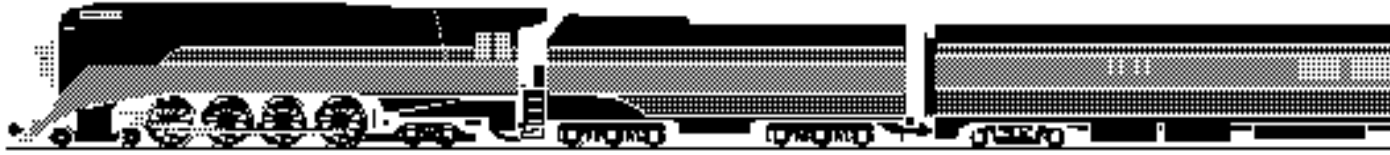
RailModPax (AKA ModernPassenger) Font 2.2:

A picture font of silhouettes depicting newer passenger trains (ca. 1960 - today). For example, if you type "qaf" you get a locomotive Am-Box & Superliner coupled together in your document. Fully compatible with the Passenger, Freight, Alphabet Train, Demo, etc..




Signals Font 1.0:

A silhouette font of various wayside objects. Almost any signal, crossing gate, wig-wag, and semaphore you could possibly want. Fully compatible with the Passenger, Freight, Alphabet Train, Demo, etc..



#### Daylight Font 1.1:

Macintosh only (at first). This font captures one of the most famous trains of all time, the 1937 Daylight. It is a gray scale Type3 font and may not work on some printers. If your printer can handle Type3 fonts, you've got to see a printout. Fully compatible with the Passenger, Freight, Alphabet Train, Demo, etc..



#### Warbonnet Font 1.1:

Macintosh only (at first). This font recreates the colorful passenger trains of the Santa Fe... in black and white. It is a gray scale Type3 font and may not work on some printers. If your printer can handle Type3 fonts, you've got to see a printout. Fully compatible with the Passenger, Freight, Alphabet Train, Demo, etc..



#### Boxcars (Alphabet Train Jr) Font 1.0:

Like the original, this font will let you couple your words together. Mix things up with the other silhouette fonts for a real mixed train. Fully compatible with the Passenger, Freight, Alphabet Train, Demo, etc..



#### Alphabet Train Font 1.2:

A blend of Railroad Roman and the freight silhouettes. Useful for titles, page numbers, etc.. Fully compatible with the Passenger, Freight, Modern Passenger, Demo, etc..

# GOTTHARD!

Gotthard Font 1.0:

This font is inspired by the lettering used by several Swiss railway companies. Includes accented characters and punctuation.

# RAILROAD ROMAN:

Railroad Roman Font 1.2:

A Roman font in the style of classic railroad lettering. This font was primarily designed for model railroaders; however, it is an attractive title case for almost any document. It now comes with two versions, one for modelers and one with small caps, accents, punctuation and better spacing for documents.

# EMPIRE BUILDER

Empire Builder Font 1.2:

This font duplicates the letterface used by the Great Northern on it's name train, The Empire Builder. It now comes with three versions, standard, light and one with small caps, accents, punctuation and better spacing for documents.

# ZEPHYR


Zephyr Font 1.2:

This is a recreation of the Zephyr Gothic letterface once used by the Chicago Burlington & Quincy on it's name trains (also used by Western Pacific and Denver & Rio Grande Western)



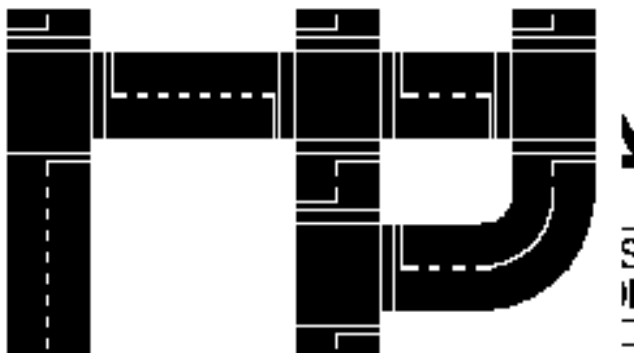
Railroad Sign Font 1.0:

Railroad Sign includes the common signs found along the right of way. Don't worry, if the font doesn't have what you are looking for, it includes the lettering so that you can make your own matching signs. Included with the package is the Station Sign Font, perfect for making your own Junction Signs or banners.



TrainTracks Font 1.1:

This font is the best thing since snap track. It will allow you to layout almost any yard imaginable. And it's easy too! All of the characters fit together right on your word processor. It now supports several new layout possibilities.




Roads Font 1.0:

First came Train Tracks, but many of the users were multi-modal and wanted to play with cars too. If you live with Hot Wheels, Micro Machines, or other toy cars, why not print off a few sheets of Roads from your printer for an inexpensive play mat. It includes a number of grade crossings to interface with the Train Tracks font. (Hot tip for Mac users, if your printer can handle Type 3 fonts, try the Type 3 version, you'll be glad you did)



Rail Icons 1.6:

Macintosh only. This is a collection of various locomotives, heralds and rail cars to spice up your desk top. 115 icons in color and black & white, large and small are included. It even comes with a couple of ppats.



Demo Fonts X.X:

These fonts are solely for registered users and are free with the registration of any other shareware product. They contain characters that will eventually find their way into future fonts. You can currently find pieces of a Transit Font, High Speed Rail Font, Work Train Font, Steam Engine Font and a number of special heralds not available in the normal package.

Custom Fonts:

Ever dream of having your own private passenger car on the keyboard? I am willing to do special characters for groups or individuals at an hourly rate, as my time permits. Contact me for more information. (my address is at the end of this file)



*Rio Verde*

## HOW TO GET THE FILES:

The Mac and IBM products are available from the same site.

By anonymous FTP, try:

bbs.augsburg.edu in files/fonts/IBM or files/fonts/Mac

ftp.srv.net in pub/users/csa/ros/rail-fonts/

You can now view and download the fonts over the World Wide Web. Take a ride on the Cyberspace Railroad, if you pass Go, collect \$200. But more importantly, couple up to:

rail fonts:

URL <http://www.mcs.com/~dsdawdy/cyberoad.html>

other fonts:

[http://www.srv.net/~ros/secret\\_fonts.html](http://www.srv.net/~ros/secret_fonts.html)

The most current files are always available by mail. Send a couple of FORMATTED 3.5 inch disks, (Three HD for Mac, or Two HD for IBM recommended), to the following address. INCLUDE A SELF ADDRESSED STAMPED ENVELOPE or at least postage. In case I can't fit every thing on to your disks, you may want to specify what you want or what you already have. Be sure to send formatted disks and a self addressed stamped envelope, or I may be unable to return your disks. At some point, this may become a disk exchange. So you might get different disks back than the ones you sent in.

Benn Coifman  
ASUC Box 624 # 4510  
Bancroft & Telegraph  
Berkeley, CA 94720-4510  
USA

Don't forget to include your e-mail address



zephyr@cory.eecs.berkeley.edu  
or  
zephyr@uclink.berkeley.edu